



FOR IMMEDIATE RELEASE
Thursday, May 6, 2010

MEDIA CONTACT:
Jocelyn Collado
Becker Communications, Inc.
(808) 533-4165

STRONG SALES CONTINUE IN OAHU RESIDENTIAL REAL ESTATE MARKET
****Honolulu Board of REALTORS® Releases April Residential Resales Statistics****

HONOLULU — Sales in the Oahu residential real estate market were up in April, while prices were down slightly, according to resale figures released today by the Honolulu Board of REALTORS®. According to the analysis conducted by the Board, using data collected from its computerized Multiple Listing Service (MLS) system, the statistics are:

<u>Single-Family Home Resales</u>				
	<u>Number of Sales</u>	<u>This Month Compared To</u>	<u>Median* Sales Price</u>	<u>This Month Compared To</u>
April 2010	286		\$ 563,000	
March 2010	251		\$ 599,000	
April 2009	187	up 52.9%	\$600,000	down 6.2%
<u>Condominium Resales</u>				
	<u>Number of Sales</u>	<u>This Month Compared To</u>	<u>Median* Sales Price</u>	<u>This Month Compared To</u>
April 2010	390		\$308,000	
March 2010	352		\$310,000	
April 2009	263	up 48.3%	\$314,950	down 2.2%

***Median price means half the prices were above and half below the given price.**

During March, sales of 286 single-family homes and 390 condominiums were reported through the Board’s MLS, an increase of 52.9 percent for single-family homes and an increase of 48.3 percent for condominiums, compared to the same month last year. The median prices paid for island properties in the March was \$563,000 for single-family homes and \$308,000 for condominiums, decreases of 6.2 percent 2.2 percent, respectively, from April 2009.

- - more - -

News Release/ April 2010 Housing Statistics

May 6, 2010

Page 2

“Oahu residential home sales have continued to be strong and prices have held pretty steady, which is a good sign that people have more confidence in the economy,” said Brian Benton, President of the Honolulu Board of REALTORS®. “We know that many first time homebuyers took advantage of the federal tax credits, however we may see a leveling off of sales over the next several months since the tax credited ended in April.”

The public is encouraged to visit the Board’s Internet web site at www.HiCentral.com to see what's happening in the housing market. The public has the ability to search through Oahu single-family home and condominium listings, available for sale and for rent, and to see a comprehensive guide of homes that will be open to visit this Sunday. All searches can be done by geographic location, price range or both. HiCentral.com provides useful information about buying and selling real estate in Hawaii.

Established in 1922, the Honolulu Board of REALTORS® is one of the largest of 1,600 boards of REALTORS® in the nation and, with over 5,800 members, the largest trade organization on Oahu. Membership is available to licensed real estate brokers, agents, property managers, appraisers, counselors and others engaged in all aspects of the real estate industry pledged to adhere to a strict Code of Ethics and Standards of Practice. For more information, call (808) 732-3000 or visit www.HiCentral.com.

(This report reflects information about resales of existing properties only and does not include new home sales. All of the MLS information is compiled from sales reported during the cited months; this data is known only after closing of escrow. The time delay between the signing of a sales contract and the closing of escrow is usually between one and three months.)

###

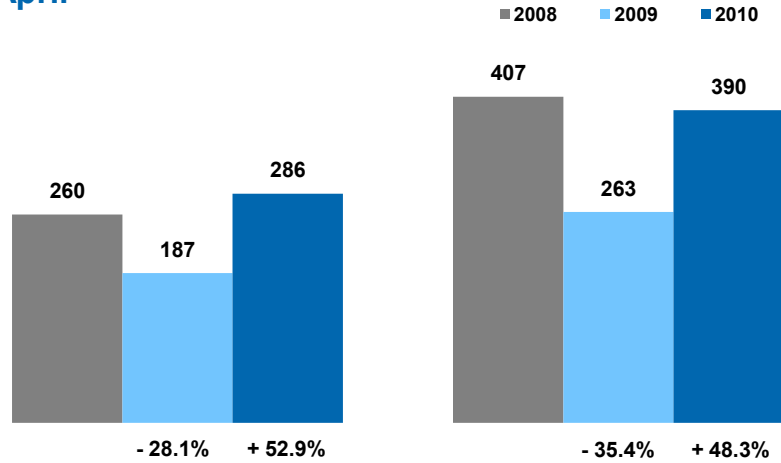
Closed Sales

A Monthly Indicator from the **Honolulu Board of REALTORS®**

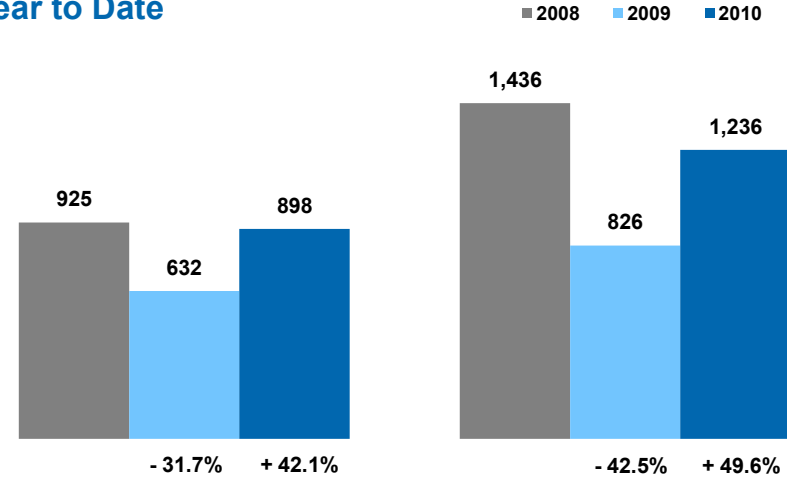
A count of the sales that have closed in a given month.



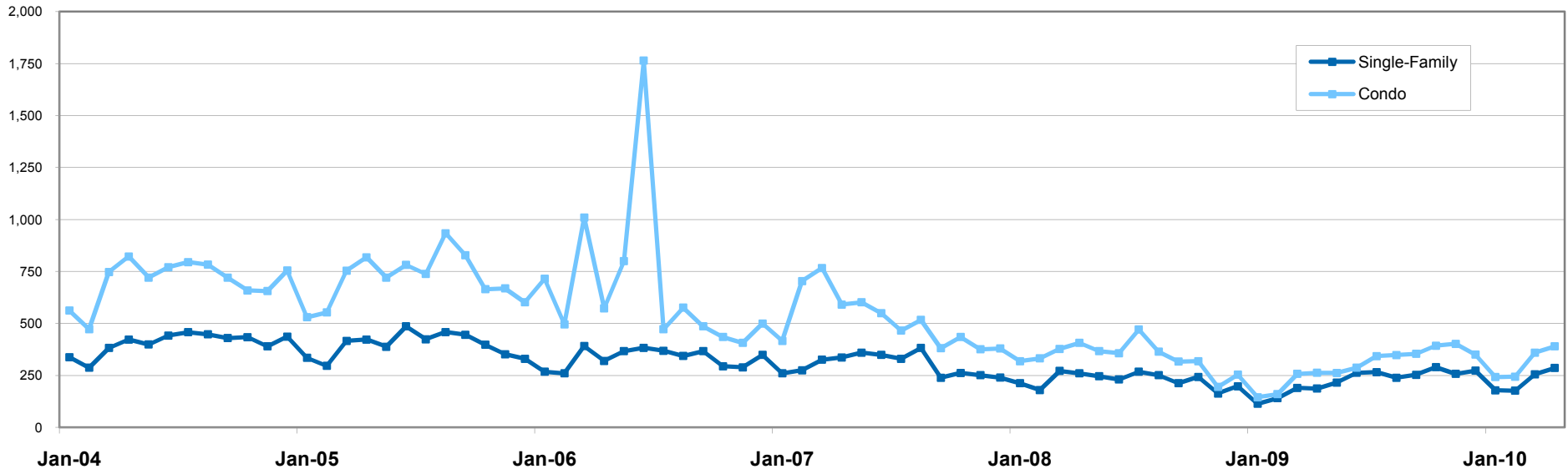
April



Year to Date



Historical Closed Sales



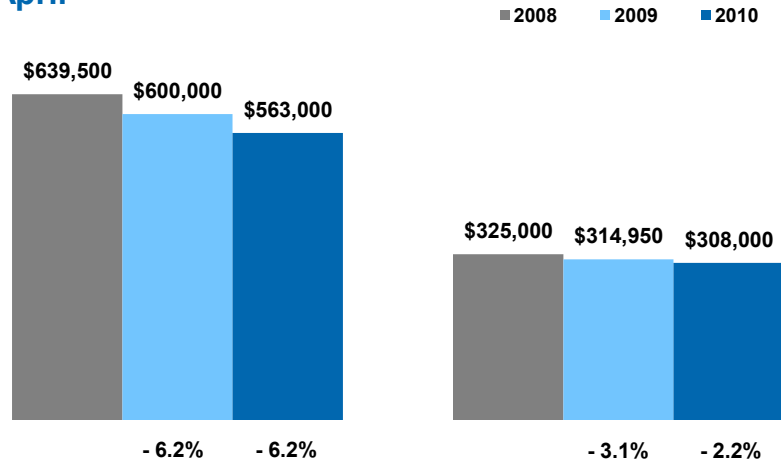
Median Sales Price

A Monthly Indicator from the **Honolulu Board of REALTORS®**

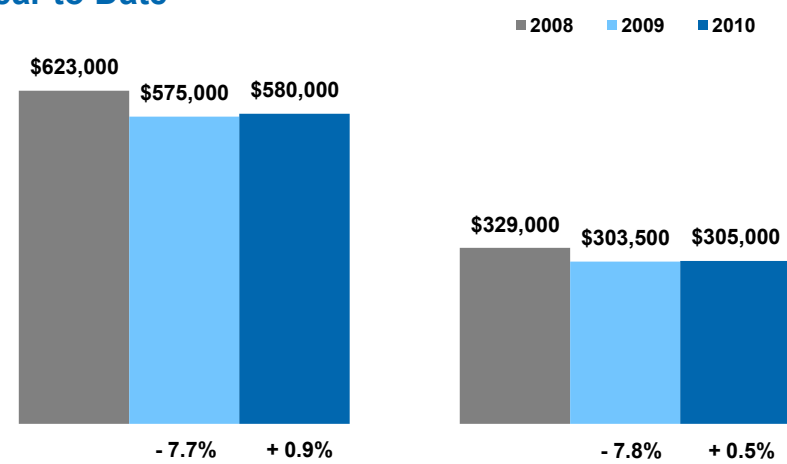
The median sales price for all closed sales in a given month, sold properties only.



April



Year to Date



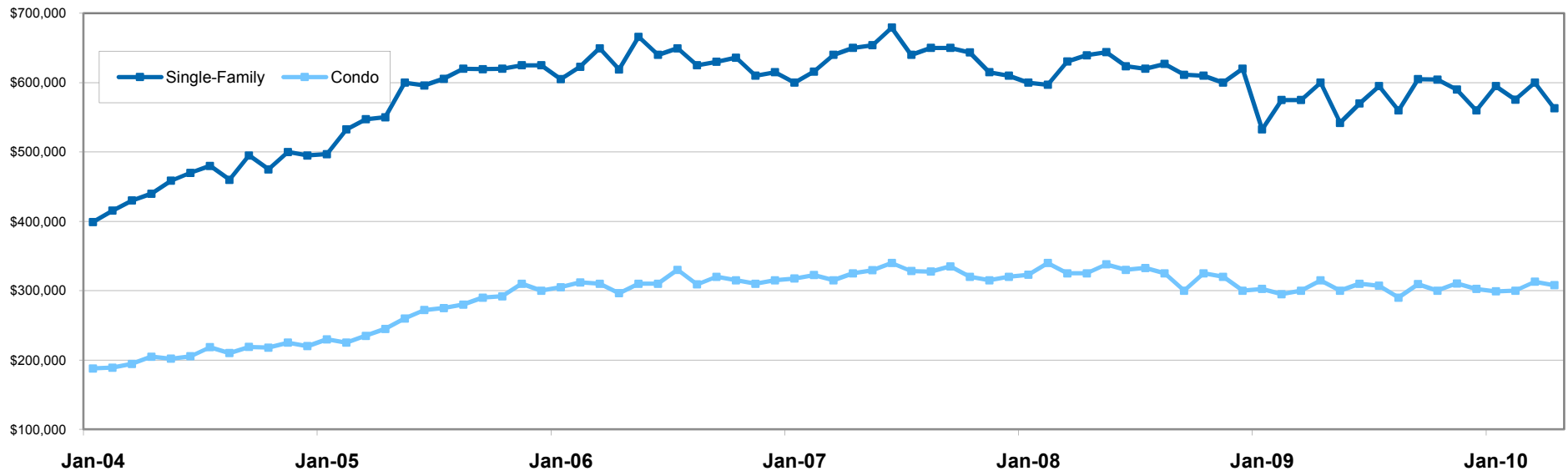
Single-Family

Condo

Single-Family

Condo

Historical Median Sales Price



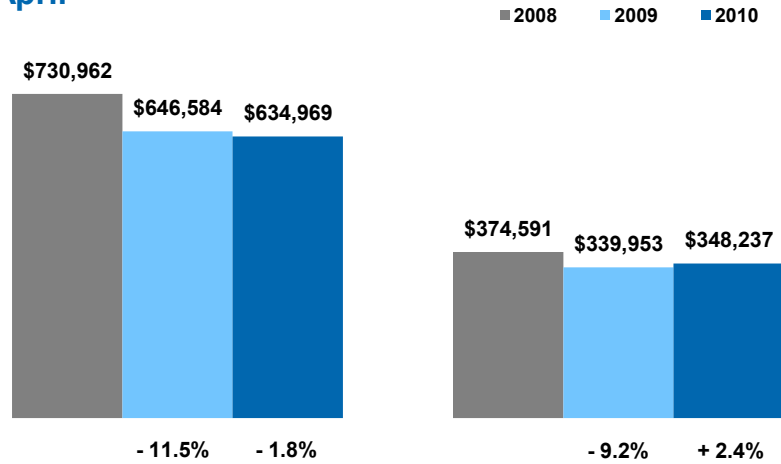
Average Sales Price

A Monthly Indicator from the **Honolulu Board of REALTORS®**

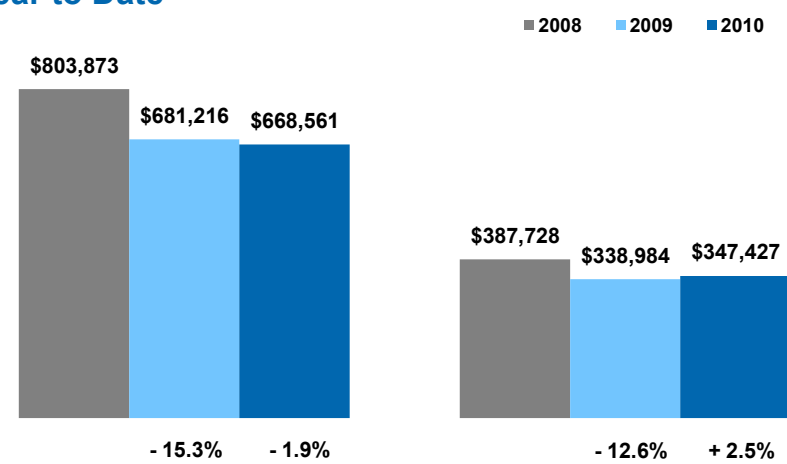
The average sales price for all closed sales in a given month, sold properties only.



April



Year to Date



Single-Family

Condo

Single-Family

Condo

Historical Average Sales Price

