



**FOR IMMEDIATE RELEASE**  
 Monday, January 10, 2011

**MEDIA CONTACT:**  
 Jocelyn Collado  
 Becker Communications, Inc.  
 (808) 533-4165

**HONOLULU BOARD OF REALTORS® RELEASES DECEMBER AND 2010 YEAR-END RESIDENTIAL REALES STATISTICS**

HONOLULU — The Honolulu Board of REALTORS® released resale figures today for the month of December. According to the analysis conducted by the Board, using data collected from its computerized Multiple Listing Service (MLS) system, the statistics are:

<b><u>Single-Family Home Resales</u></b>				
	<u>Number of Sales</u>	<u>This Month Compared To</u>	<u>Median* Sales Price</u>	<u>This Month Compared To</u>
<b>December 2010</b>	<b>306</b>		<b>\$ 587,000</b>	
November 2010	248		\$ 576,694	
December 2009	272	up 12.5%	\$ 555,000	up 5.8%
<b><u>Condominium Resales</u></b>				
	<u>Number of Sales</u>	<u>This Month Compared To</u>	<u>Median* Sales Price</u>	<u>This Month Compared To</u>
<b>December 2010</b>	<b>341</b>		<b>\$ 303,000</b>	
November 2010	309		\$ 314,500	
December 2009	350	down 2.6%	\$ 302,500	up 0.2%

**\*Median price means half the prices were above and half below the given price.**

During December, sales of 306 single-family homes and 341 condominiums were reported through the Board’s MLS, an increase of 12.5 percent for single-family homes and a decrease of 2.6 percent for condominiums, from December 2009. The median price paid for island properties in December was \$587,000 for single-family homes and \$303,000 for condominiums, increases of 5.8 percent and 0.2 percent, respectively, compared to the same month last year. According to the *Days on Market* indicator, sales closed at a slower pace last month compared to December 2009 with single-family home sales listing for 36 days, up from 32, and condominiums for 42 days, up from 38.

- - more - -

The Honolulu Board of REALTORS® also released annual resale figures for 2010. They are:

<b><u>Single-Family Home Resales</u></b>				
	<u>Number of Sales</u>	<u>This Year Compared To</u>	<u>Median* Sales Price</u>	<u>This Year Compared To</u>
<b>2010</b>	<b>3,051</b>		<b>\$ 592,750</b>	
2009	2,690	up 13.4%	\$ 575,000	up 3.1%
<b><u>Condominium Resales</u></b>				
	<u>Number of Sales</u>	<u>This Year Compared To</u>	<u>Median* Sales Price</u>	<u>This Year Compared To</u>
<b>2010</b>	<b>3,934</b>		<b>\$ 305,000</b>	
2009	3,566	up 10.3%	\$ 305,000	No change

**\*Median price means half the prices were above and half below the given price.**

“These numbers are indicators of Honolulu’s healthy real estate market,” said Joyce Nakamura, newly elected president of the Honolulu Board of REALTORS®. “While sales are taking a bit longer to close, there is still a lot of demand for island properties. Pending sales for single-family homes are up 20 percent from last year and condos up by more than 25 percent.”

The public is encouraged to visit the Board’s Internet web site at [www.HiCentral.com](http://www.HiCentral.com) to see what's happening in the housing market. The public has the ability to search through Oahu single-family home and condominium listings, available for sale and for rent, and to see a comprehensive guide of homes that will be open to visit this Sunday. All searches can be done by geographic location, price range or both. HiCentral.com provides useful information about buying and selling real estate in Hawaii.

Established in 1922, the Honolulu Board of REALTORS® is one of the largest of 1,600 boards of REALTORS® in the nation and, with over 5,600 members, the largest trade organization on Oahu. Membership is available to licensed real estate brokers, agents, property managers, appraisers, counselors and others engaged in all aspects of the real estate industry pledged to adhere to a strict Code of Ethics and Standards of Practice. For more information, call (808) 732-3000 or visit [www.HiCentral.com](http://www.HiCentral.com).

(This report reflects information about resales of existing properties only and does not include new home sales. All of the MLS information is compiled from sales reported during the cited months; this data is known only after closing of escrow. The time delay between the signing of a sales contract and the closing of escrow is usually between one and three months.)

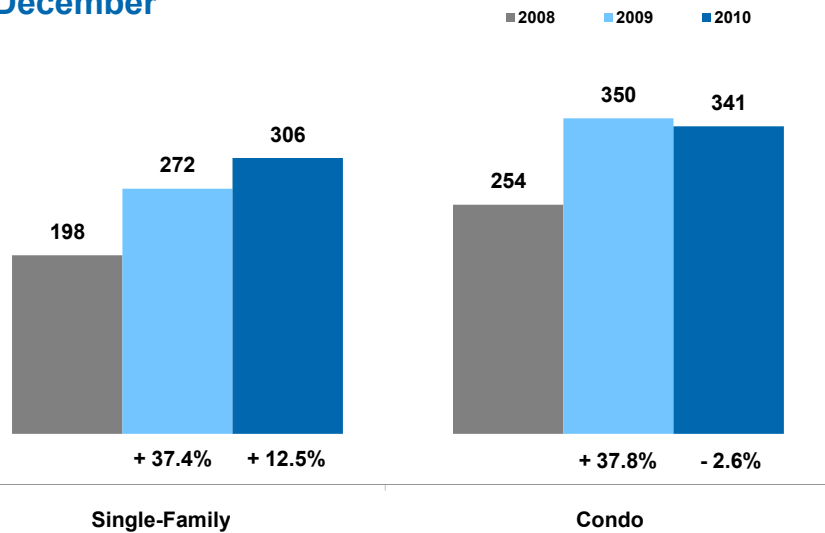
# Closed Sales

A Monthly Indicator from the **Honolulu Board of REALTORS®**

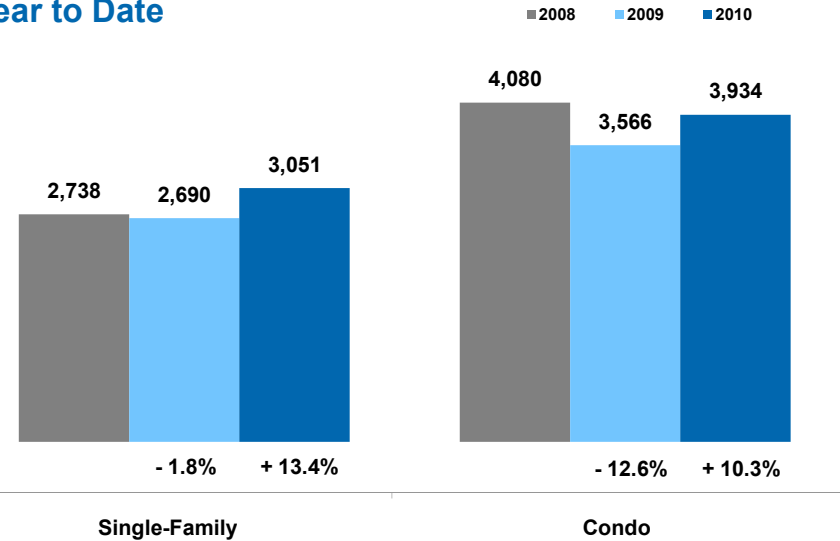
A count of the sales that have closed in a given month.



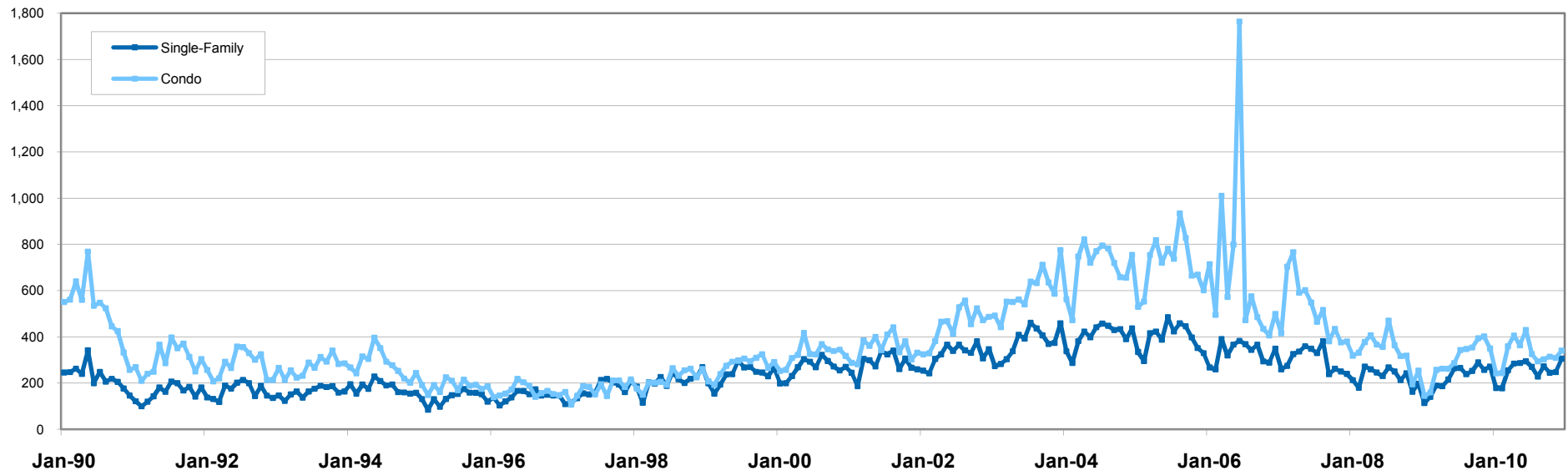
## December



## Year to Date



## Historical Closed Sales



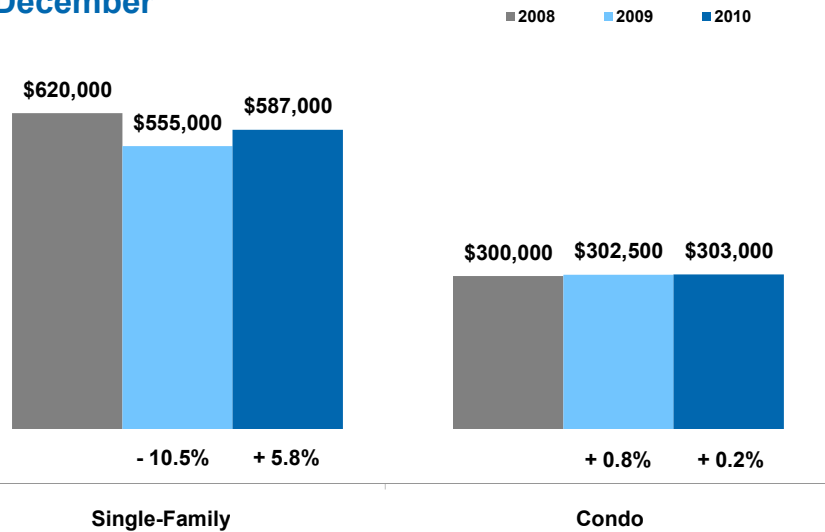
# Median Sales Price

A Monthly Indicator from the **Honolulu Board of REALTORS®**

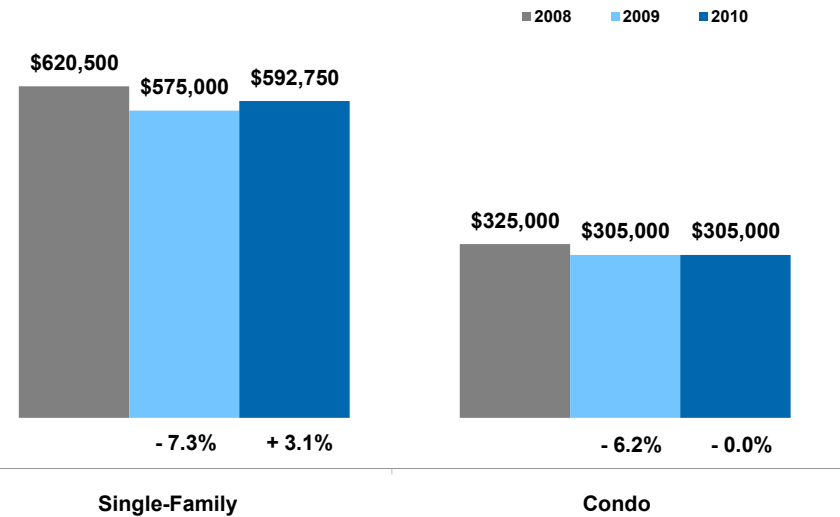
The median sales price for all closed sales in a given month, sold properties only.



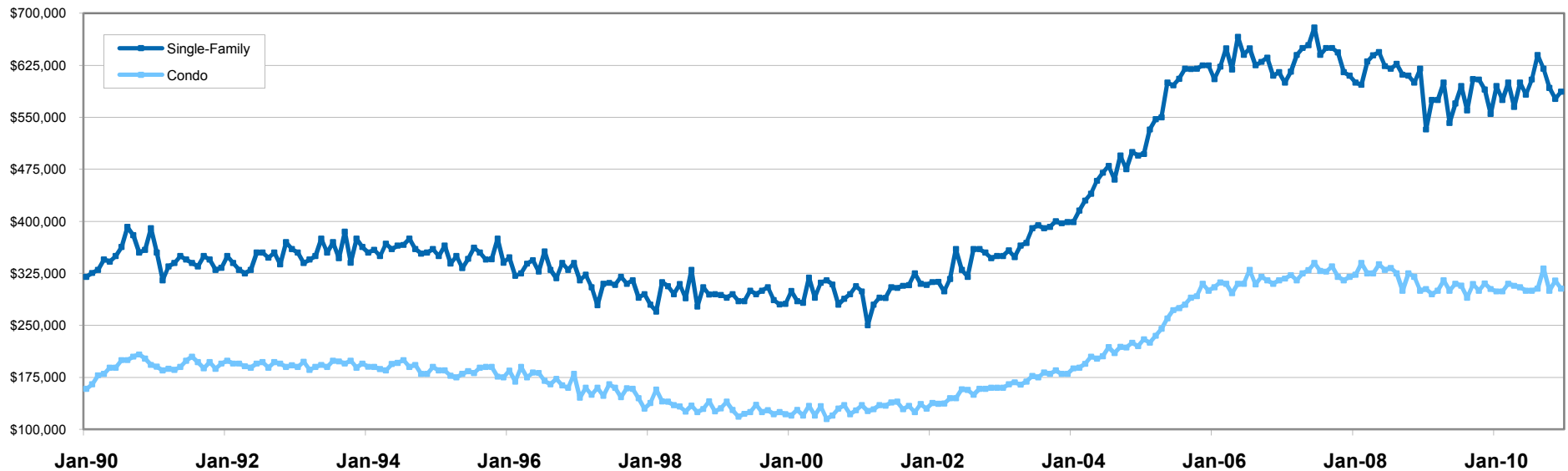
## December



## Year to Date



## Historical Median Sales Price



# Average Sales Price

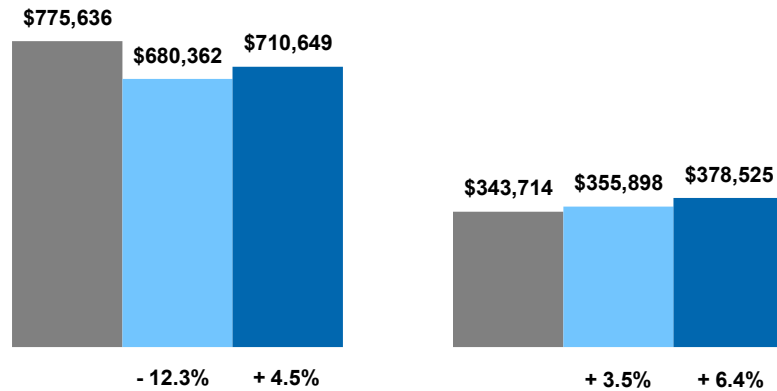
A Monthly Indicator from the **Honolulu Board of REALTORS®**

The average sales price for all closed sales in a given month, sold properties only.



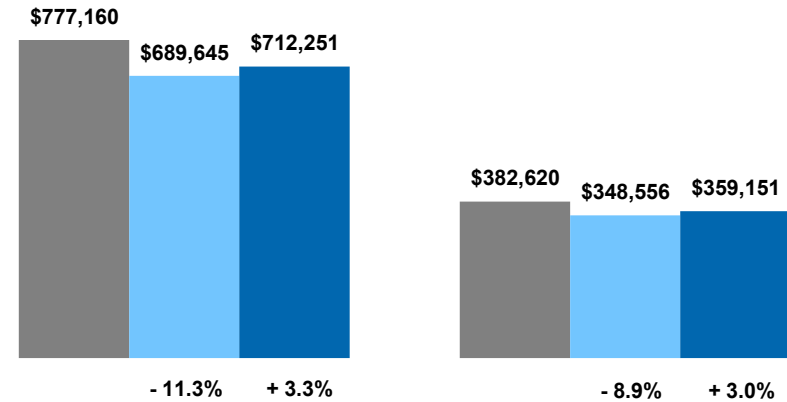
## December

■ 2008 ■ 2009 ■ 2010



## Year to Date

■ 2008 ■ 2009 ■ 2010



Single-Family

Condo

Single-Family

Condo

## Historical Average Sales Price

