



FOR IMMEDIATE RELEASE
 Wednesday, October 6, 2010

MEDIA CONTACT:
 Jocelyn Collado
 Becker Communications, Inc.
 (808) 533-4165

HONOLULU RESIDENTIAL REAL ESTATE MARKET HOLDING STEADY
****Honolulu Board Of REALTORS® Releases September Residential Resales Statistics****

HONOLULU — Honolulu’s residential real estate market is holding steady according to resale figures released today by the Honolulu Board of REALTORS®. According to the analysis conducted by the Board, using data collected from its computerized Multiple Listing Service (MLS) system, the statistics are:

<u>Single-Family Home Resales</u>				
	<u>Number of Sales</u>	<u>This Month Compared To</u>	<u>Median* Sales Price</u>	<u>This Month Compared To</u>
September 2010	274		\$ 622,450	
August 2010	229		\$640,000	
September 2009	253	up 8.3%	\$605,000	up 2.9%
<u>Condominium Resales</u>				
	<u>Number of Sales</u>	<u>This Month Compared To</u>	<u>Median* Sales Price</u>	<u>This Month Compared To</u>
September 2010	298		\$335,000	
August 2010	293		\$305,000	
September 2009	354	down 15.8%	\$309,500	up 8.2%

***Median price means half the prices were above and half below the given price.**

During September, sales of 274 single-family homes and 298 condominiums were reported through the Board’s MLS, an increase of 8.3 percent and decrease of 15.8 percent, respectively, from September 2009. The median price paid for island properties in the September was \$622,450 for single-family homes and \$335,000 for condominiums, increases of 2.9 percent for single-family homes and 8.2 percent for condos, compared to the same month last year. According to the *Days on Market* indicator, sales also closed faster in September with single-family homes listing for 32 days, down from 54 days, and condominiums down to 39 days from 44.

News Release/ September 2010 Housing Statistics

October 6, 2010

Page 2

“Moderate increases in the median prices for properties is an encouraging sign for Honolulu’s real estate market,” said Brian Benton, President of the Honolulu Board of REALTORS®. “It demonstrates that there’s still demand for properties that are priced right.”

The public is encouraged to visit the Board’s Internet web site at www.HiCentral.com to see what’s happening in the housing market. The public has the ability to search through Oahu single-family home and condominium listings, available for sale and for rent, and to see a comprehensive guide of homes that will be open to visit this Sunday. All searches can be done by geographic location, price range or both. HiCentral.com provides useful information about buying and selling real estate in Hawaii.

Established in 1922, the Honolulu Board of REALTORS® is one of the largest of 1,600 boards of REALTORS® in the nation and, with over 5,800 members, the largest trade organization on Oahu. Membership is available to licensed real estate brokers, agents, property managers, appraisers, counselors and others engaged in all aspects of the real estate industry pledged to adhere to a strict Code of Ethics and Standards of Practice. For more information, call (808) 732-3000 or visit www.HiCentral.com.

(This report reflects information about resales of existing properties only and does not include new home sales. All of the MLS information is compiled from sales reported during the cited months; this data is known only after closing of escrow. The time delay between the signing of a sales contract and the closing of escrow is usually between one and three months.)

###

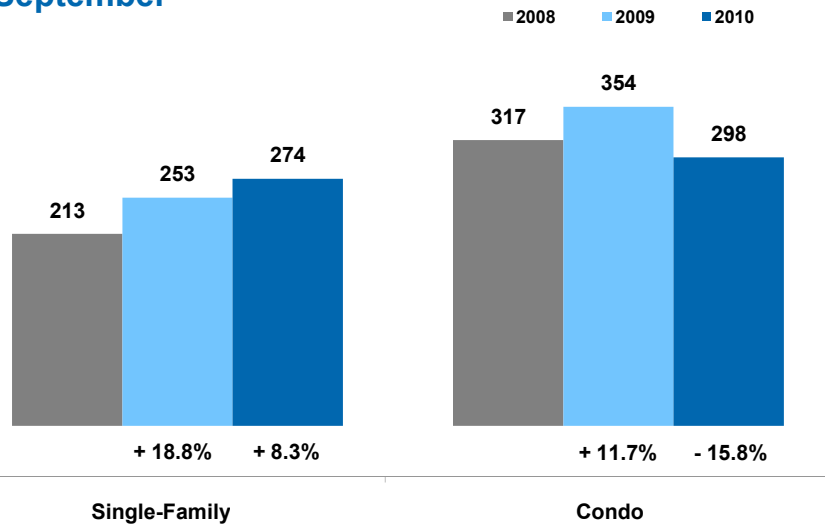
Closed Sales

A Monthly Indicator from the **Honolulu Board of REALTORS®**

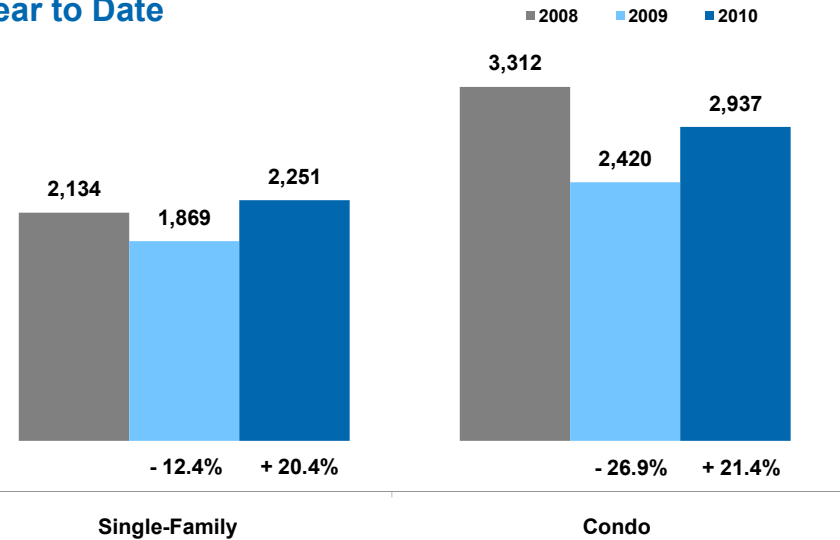
A count of the sales that have closed in a given month.



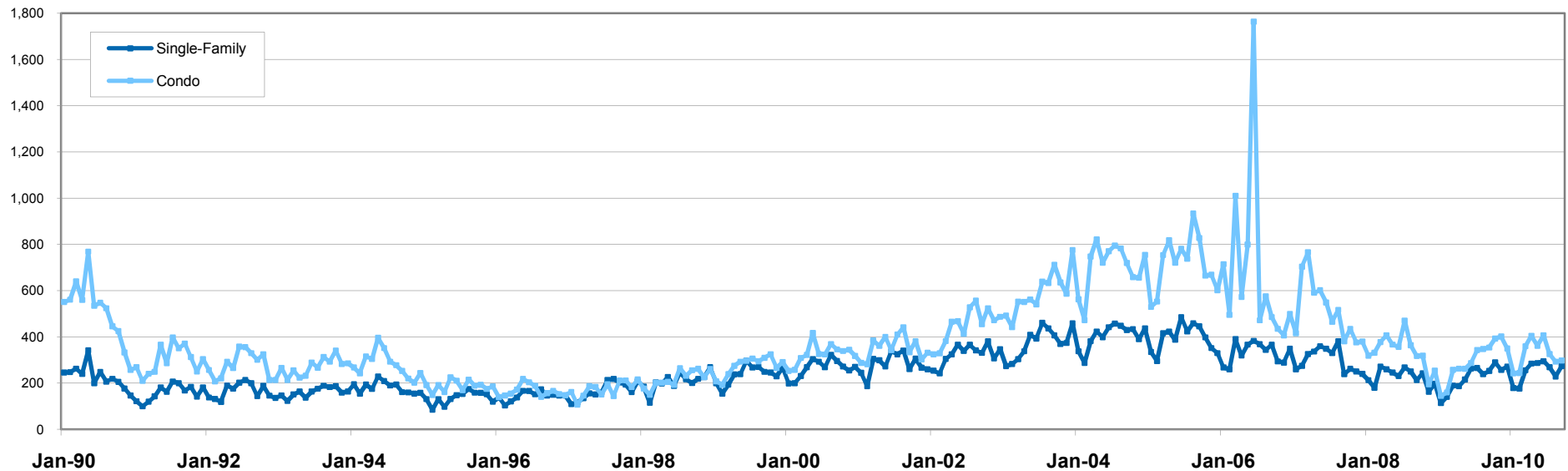
September



Year to Date



Historical Closed Sales



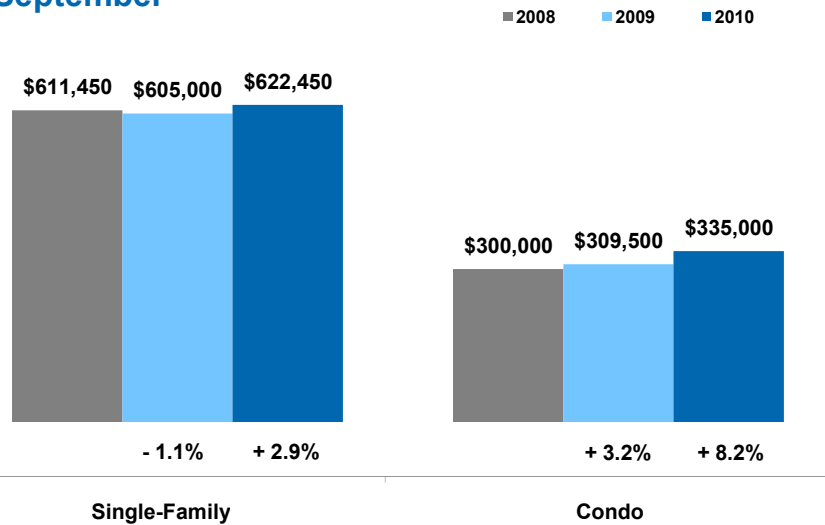
Median Sales Price

A Monthly Indicator from the **Honolulu Board of REALTORS®**

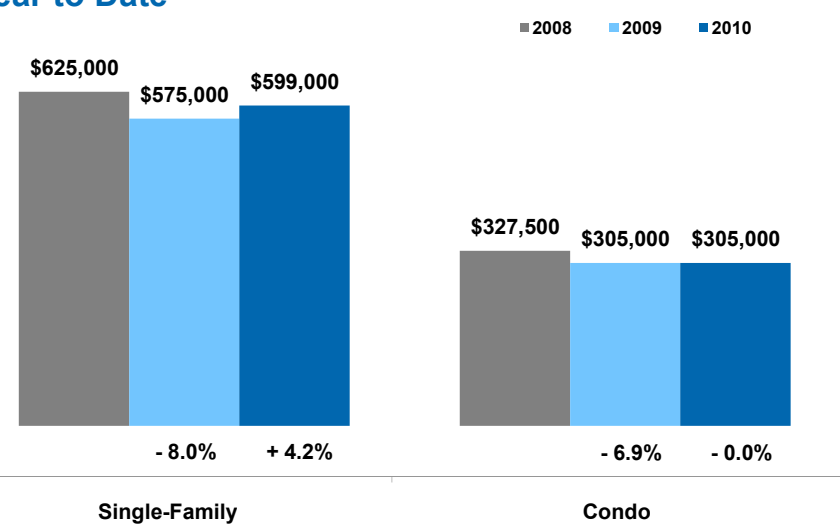
The median sales price for all closed sales in a given month, sold properties only.



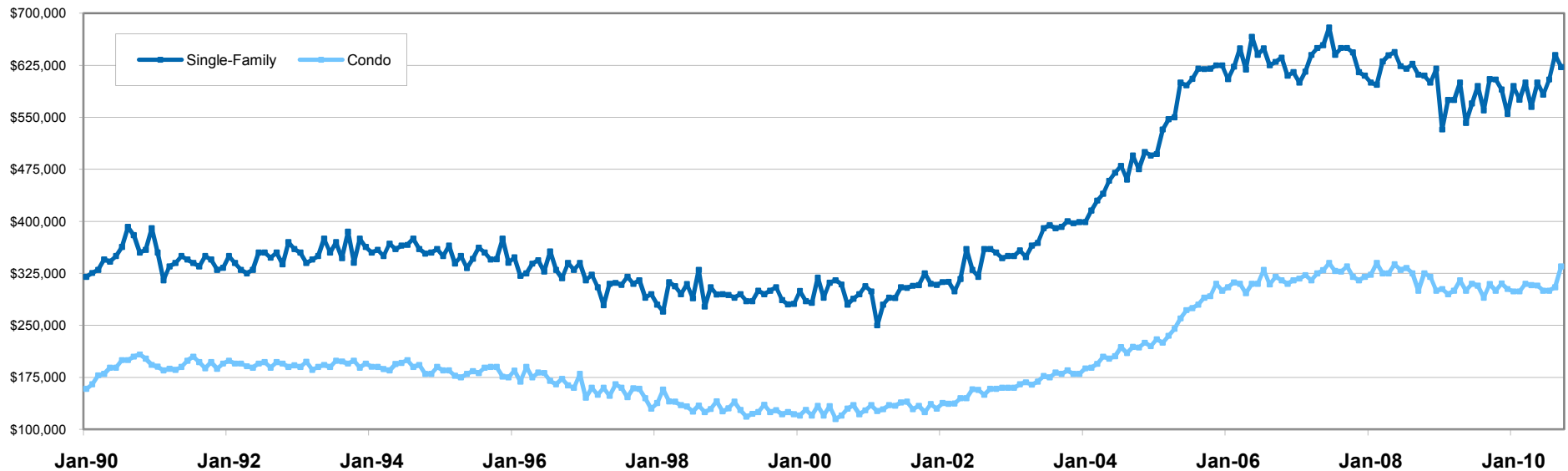
September



Year to Date



Historical Median Sales Price



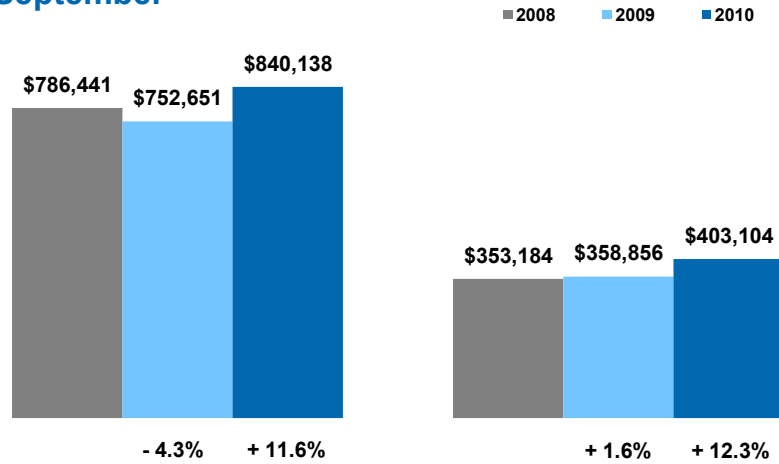
Average Sales Price

A Monthly Indicator from the **Honolulu Board of REALTORS®**

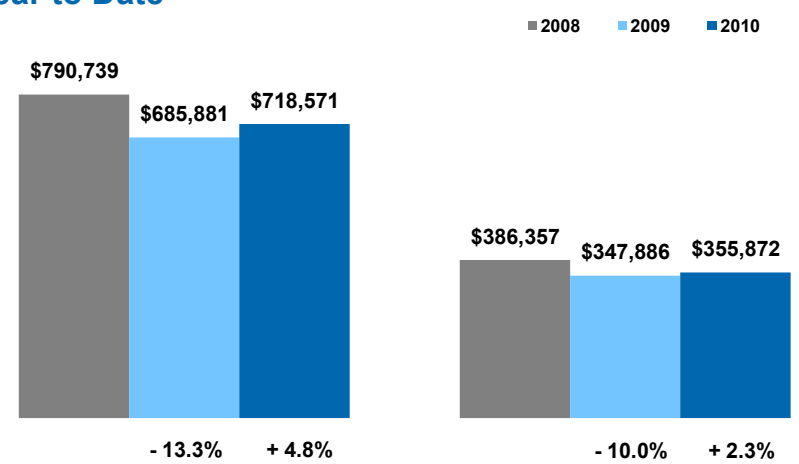
The average sales price for all closed sales in a given month, sold properties only.



September



Year to Date



Single-Family

Condo

Single-Family

Condo

Historical Average Sales Price

