



FOR IMMEDIATE RELEASE
July 8, 2013

MEDIA CONTACT:
 Caroline Witherspoon or
 Blake Parsons
 Becker Communications, Inc.
 (808) 533-4165

**HONOLULU’S HOUSING MARKET RECORDS ANOTHER STRONG MONTH IN JUNE,
 ACCORDING TO THE HONOLULU BOARD OF REALTORS®**

*** Median Sales Price of Single-Family Homes at its
 Highest Since Market’s Peak in June 2007***

HONOLULU — The Honolulu Board of REALTORS® released resale figures today for the month of June. According to the analysis conducted by the Board, using data collected from its computerized Multiple Listing Service (MLS) system, the statistics are:

<u>Single-Family Home Resales</u>				
	<u>Number of Sales</u>	<u>This Month Compared To</u>	<u>Median* Sales Price</u>	<u>This Month Compared To</u>
June 2013	308		\$677,250	
June 2012	279	+10.4%	\$620,000	+9.2%
<u>Condominium Resales</u>				
	<u>Number of Sales</u>	<u>This Month Compared To</u>	<u>Median* Sales Price</u>	<u>This Month Compared To</u>
June 2013	392		\$330,000	
June 2012	342	+14.6%	\$297,000	+11.1%

***Median price means half the prices were above and half below the given price.**

During June, sales of single-family homes increased by 10.4 percent and condominiums increased by 14.6 percent from June 2012. The median price paid for single-family homes in June increased 9.2 percent from the same month last year to \$677,250. The median price for condominiums increased 11.1 percent from June of last year to \$330,000. According to the *Days on Market* indicator, sales of both single-family homes and condominiums sold faster last month compared to a year ago. Both single-family homes and condominiums were on the market for 20 days.

“June was another strong month for sales, with double-digit increases for both single-family homes and condominium,” said Kevin Miyama, president of the Honolulu Board of REALTORS®. “Additionally, the median sales price for single-family homes is the highest it has been since the market’s peak at \$685,000 in June 2007. We’re now only 1.1 percent below peak price.”

**News Release/ June 2013 Housing Statistics
July 8**

The public is encouraged to visit the Board's Internet web site at www.HiCentral.com to see what's happening in the housing market. The public has the ability to search through Oahu single-family home and condominium listings, available for sale and for rent, and to see a comprehensive guide of homes that will be open to visit this Sunday. All searches can be done by geographic location, price range or both. HiCentral.com provides useful information about buying and selling real estate in Hawaii.

Established in 1922, the Honolulu Board of REALTORS® is one of the largest of 1,500 boards of REALTORS® in the nation and, with over 5,300 members, one of the largest trade organizations on Oahu. Membership is available to licensed real estate brokers, agents, property managers, appraisers, counselors and others engaged in all aspects of the real estate industry who pledge to adhere to a strict Code of Ethics and Standards of Practice. For more information, call (808) 732-3000 or visit www.HiCentral.com.

(This report reflects information about resales of existing properties only and does not include new home sales. All of the MLS information is compiled from sales reported during the cited months; this data is known only after closing of escrow. The time delay between the signing of a sales contract and the closing of escrow is usually between one and three months.)

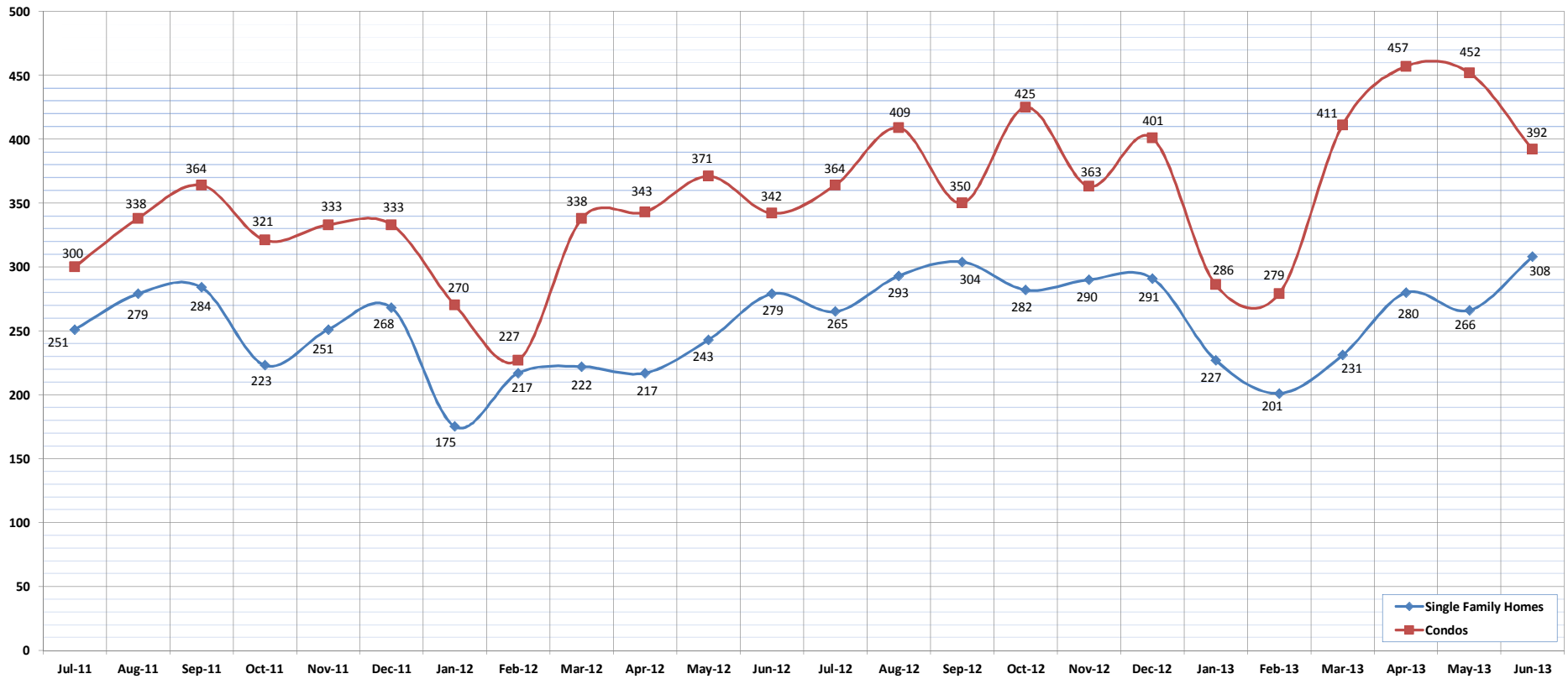
###

Closed Sales

June-13

OAHU, HAWAII

(A count of all properties that have closed in a given month.)



	Jul-11	Aug-11	Sep-11	Oct-11	Nov-11	Dec-11	Jan-12	Feb-12	Mar-12	Apr-12	May-12	Jun-12	Jul-12	Aug-12	Sep-12	Oct-12	Nov-12	Dec-12	Jan-13	Feb-13	Mar-13	Apr-13	May-13	Jun-13	
Closed Sales: Single Family Homes	251	279	284	223	251	268	175	217	222	217	243	279	265	293	304	282	290	282	291	227	201	231	280	266	308
Closed Sales: Condos	300	338	364	321	333	333	270	227	338	343	371	342	364	409	350	425	363	401	286	279	411	457	452	392	
Closed Sales: Total	551	617	648	544	584	601	445	444	560	560	614	621	629	702	654	707	653	692	513	480	642	737	718	700	

SOURCE: Honolulu Board of REALTORS®, compiled from MLS data.

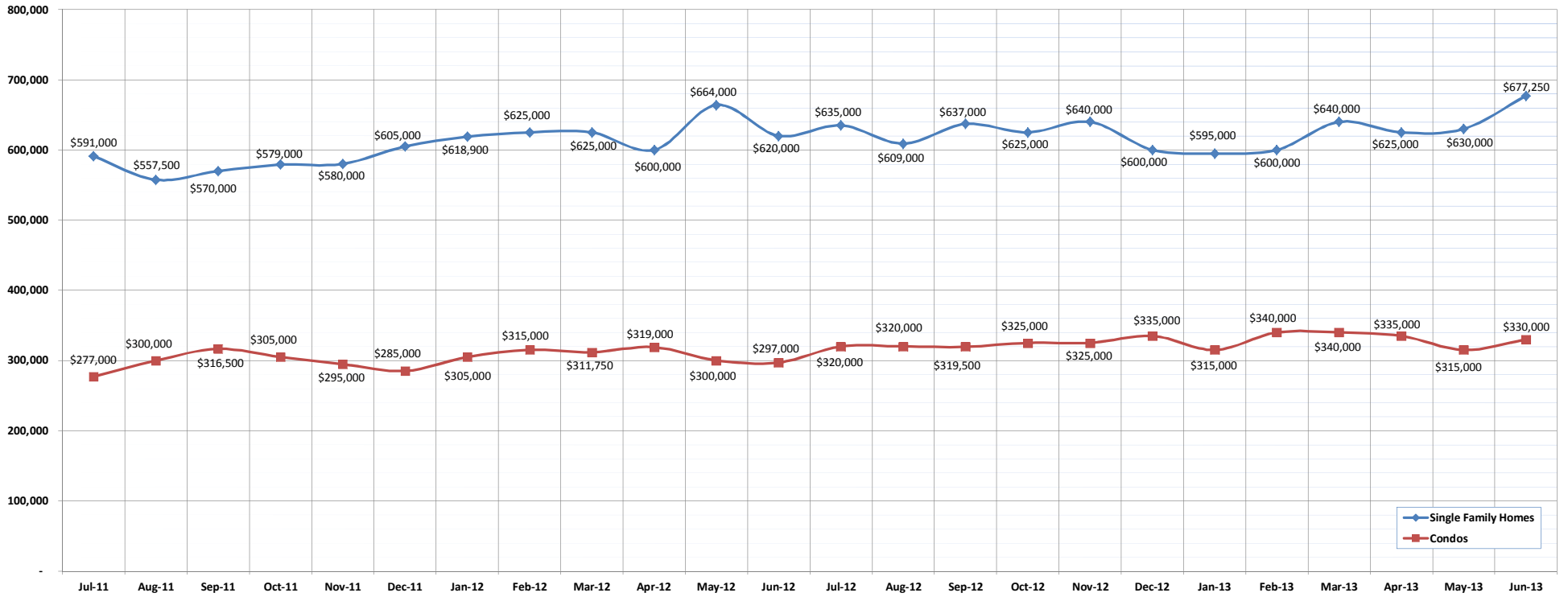


Median Sales Price

June-13

OAHU, HAWAII

(The median sales price for all closed properties in a given month.)



	Jul-11	Aug-11	Sep-11	Oct-11	Nov-11	Dec-11	Jan-12	Feb-12	Mar-12	Apr-12	May-12	Jun-12	Jul-12	Aug-12	Sep-12	Oct-12	Nov-12	Dec-12	Jan-13	Feb-13	Mar-13	Apr-13	May-13	Jun-13
Median Sales Price : SFH	591,000	557,500	570,000	579,000	580,000	605,000	618,900	625,000	625,000	600,000	664,000	620,000	635,000	609,000	637,000	625,000	640,000	600,000	595,000	600,000	640,000	625,000	630,000	677,250
Median Sales Price: Condos	277,000	300,000	316,500	305,000	295,000	285,000	305,000	315,000	311,750	319,000	300,000	297,000	320,000	320,000	319,500	325,000	325,000	335,000	315,000	340,000	340,000	335,000	315,000	330,000

SOURCE: Honolulu Board of REALTORS®, compiled from MLS data.

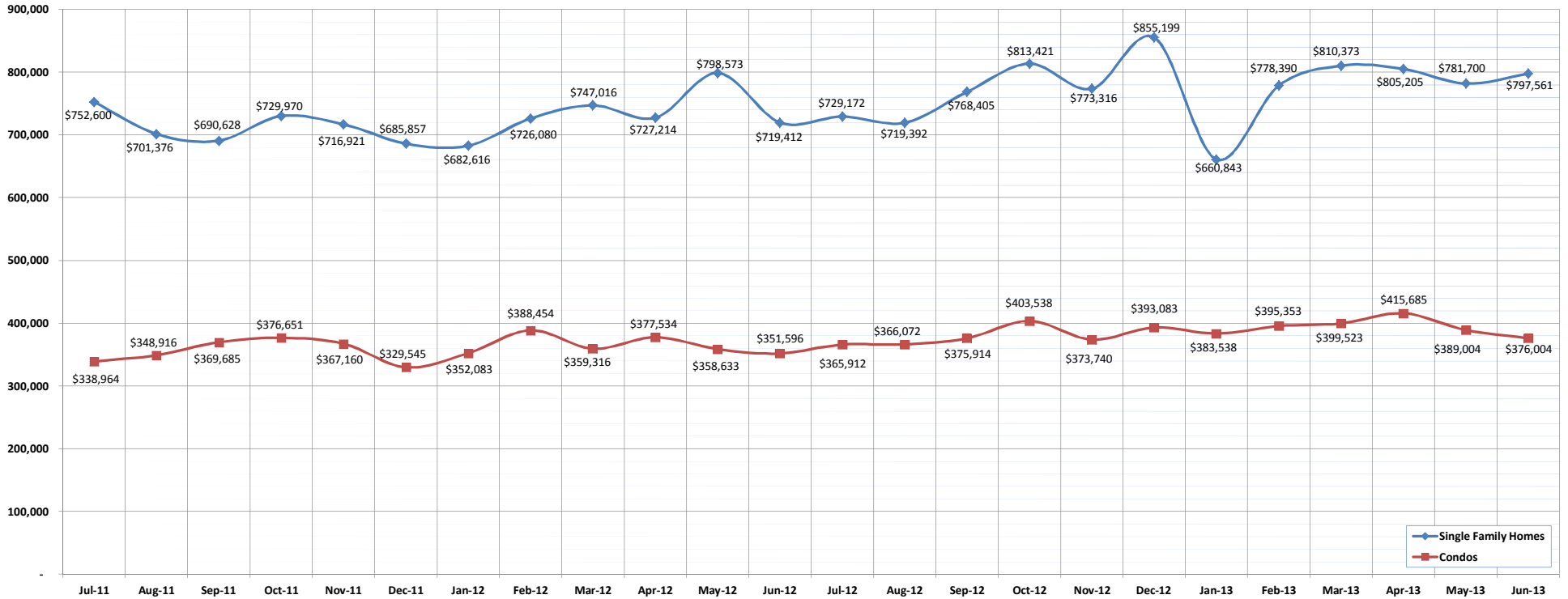


Average Sales Price

June-13

OAHU, HAWAII

(The average sales price for all closed sales in a given month.)



	Jul-11	Aug-11	Sep-11	Oct-11	Nov-11	Dec-11	Jan-12	Feb-12	Mar-12	Apr-12	May-12	Jun-12	Jul-12	Aug-12	Sep-12	Oct-12	Nov-12	Dec-12	Jan-13	Feb-13	Mar-13	Apr-13	May-13	Jun-13
Average Sales Price: SFH	752,600	701,376	690,628	729,970	716,921	685,857	682,616	726,080	747,016	727,214	798,573	719,412	729,172	719,392	768,405	813,421	773,316	855,199	660,843	778,390	810,373	805,205	781,700	797,561
Average Sales Price: Condos	338,964	348,916	369,685	376,651	367,160	329,545	352,083	388,454	359,316	377,534	358,633	351,596	365,912	366,072	375,914	403,538	373,740	393,083	383,538	395,353	399,523	415,685	389,004	376,004

SOURCE: Honolulu Board of REALTORS®, compiled from MLS data.