



FOR IMMEDIATE RELEASE

MEDIA CONTACT:
 Jocelyn Collado or
 Scott Kim
 Becker Communications, Inc.
 (808) 533-4165

HONOLULU SINGLE FAMILY HOME SALES UP, CONDO SALES DOWN SLIGHTLY IN MAY, ACCORDING TO HONOLULU BOARD OF REALTORS®

HONOLULU — The Honolulu Board of REALTORS® released resale figures today for the month of May 2015. According to the analysis conducted by the Board, using data collected from its computerized Multiple Listing Service (MLS) system, the statistics are:

<u>Single-Family Home Resales</u>				
	<u>Number of Sales</u>	<u>This Month Compared To</u>	<u>Median* Sales Price</u>	<u>This Month Compared To</u>
May 2015	309		\$698,000	
May 2014	305	+1.3%	\$682,000	+2.3%
<u>Condominium Resales</u>				
	<u>Number of Sales</u>	<u>This Month Compared To</u>	<u>Median* Sales Price</u>	<u>This Month Compared To</u>
May 2015	450		\$375,000	
May 2014	457	-1.5%	\$355,000	+5.6%
*Median price means half the prices were above and half below the given price.				

During May 2015, sales of single-family homes increased by 1.3 percent from May 2014, while condominium sales decreased by 1.5 percent compared to May 2014. The median price paid for single-family homes in May 2015 increased by 2.3 percent from the same month last year to \$698,000. The median price for condominiums increased by 5.6 percent from May 2014 to \$375,000. According to the *Days on Market* indicator, single-family homes were on the market for an average of 17 days, while condominiums were on the market for an average of 23 days.

-more-

News Release / May 2015 Housing Statistics

-2-

“This past May saw median prices for single family homes and condominiums rise,” said Jack Legal, president of the Honolulu Board of REALTORS®. “The statistics are very similar to those of May 2014. We’re seeing improvement in the inventory of homes and condos, but demand remains high for housing at all points of the pricing spectrum.”

The public is encouraged to visit www.hicentral.com to see what’s happening in the housing market. Consumers have the ability to browse Oahu single-family home and condominium listings, available for sale and for rent, and to see a comprehensive guide of homes that will be open to visit this Sunday. All searches can be done by geographic location, price range or both, and hicentral.com provides useful information about buying and selling real estate in Hawaii.

Established in 1922, the Honolulu Board of REALTORS® is one of the largest of 1,500 boards of REALTORS® in the nation, and, with more than 5,500 members, it is one of the largest trade organizations on Oahu. Membership is available to licensed real estate brokers, agents, property managers, appraisers, counselors and others engaged in all aspects of the real estate industry who pledge to adhere to a strict Code of Ethics and Standards of Practice. For more information, call [\(808\) 732-3000](tel:8087323000) or visit www.hicentral.com.

(This report reflects information about resales of existing properties only and does not include new home sales. All of the MLS information is compiled from sales reported during the cited months; this data is known only after closing of escrow. The time delay between the signing of a sales contract and the closing of escrow is usually between one and three months.)

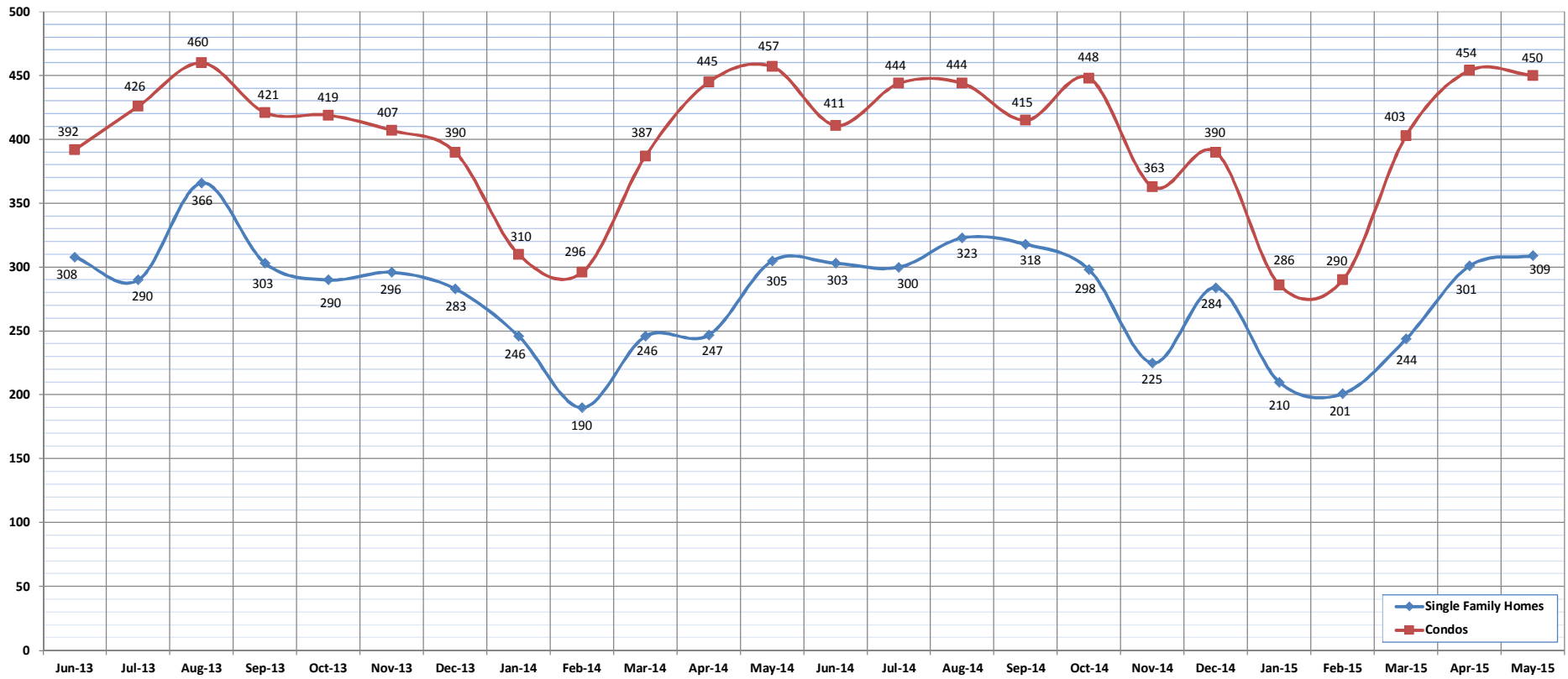
###

Closed Sales

May-15

OAHU, HAWAII

(A count of all properties that have closed in a given month.)



	Jun-13	Jul-13	Aug-13	Sep-13	Oct-13	Nov-13	Dec-13	Jan-14	Feb-14	Mar-14	Apr-14	May-14	Jun-14	Jul-14	Aug-14	Sep-14	Oct-14	Nov-14	Dec-14	Jan-15	Feb-15	Mar-15	Apr-15	May-15
Closed Sales: Single Family Homes	308	290	366	303	290	296	283	246	190	246	247	305	303	300	323	318	298	225	284	210	201	244	301	309
Closed Sales: Condos	392	426	460	421	419	407	390	310	296	387	445	457	411	444	444	415	448	363	390	286	290	403	454	450
Closed Sales: Total	700	716	826	724	709	703	673	556	486	633	692	762	714	744	767	733	746	588	674	496	491	647	755	759

SOURCE: Honolulu Board of REALTORS®, compiled from MLS data.

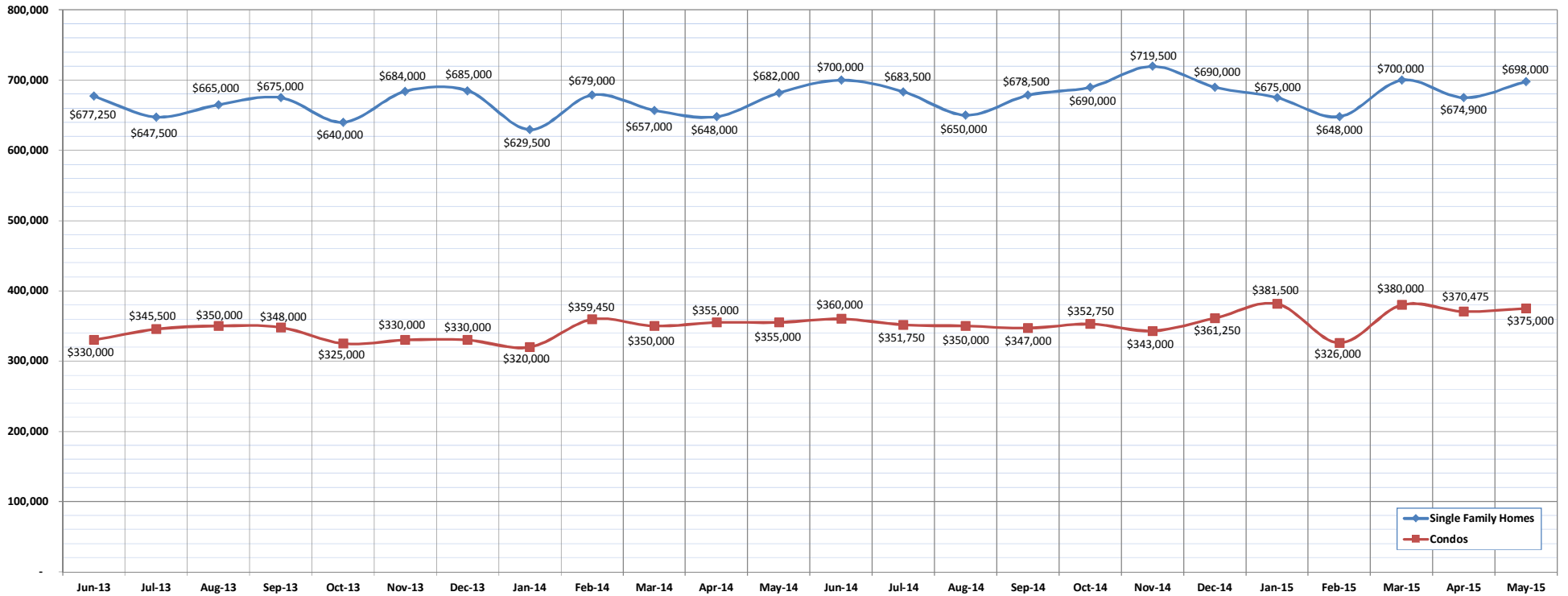


Median Sales Price

May-15

OAHU, HAWAII

(The median sales price for all closed properties in a given month.)



	Jun-13	Jul-13	Aug-13	Sep-13	Oct-13	Nov-13	Dec-13	Jan-14	Feb-14	Mar-14	Apr-14	May-14	Jun-14	Jul-14	Aug-14	Sep-14	Oct-14	Nov-14	Dec-14	Jan-15	Feb-15	Mar-15	Apr-15	May-15
Median Sales Price : SFH	677,250	647,500	665,000	675,000	640,000	684,000	685,000	629,500	679,000	657,000	648,000	682,000	700,000	683,500	650,000	678,500	690,000	719,500	690,000	675,000	648,000	700,000	674,900	698,000
Median Sales Price: Condos	330,000	345,500	350,000	348,000	325,000	330,000	330,000	320,000	359,450	350,000	355,000	355,000	360,000	351,750	350,000	347,000	352,750	343,000	361,250	381,500	326,000	380,000	370,475	375,000

SOURCE: Honolulu Board of REALTORS®, compiled from MLS data.

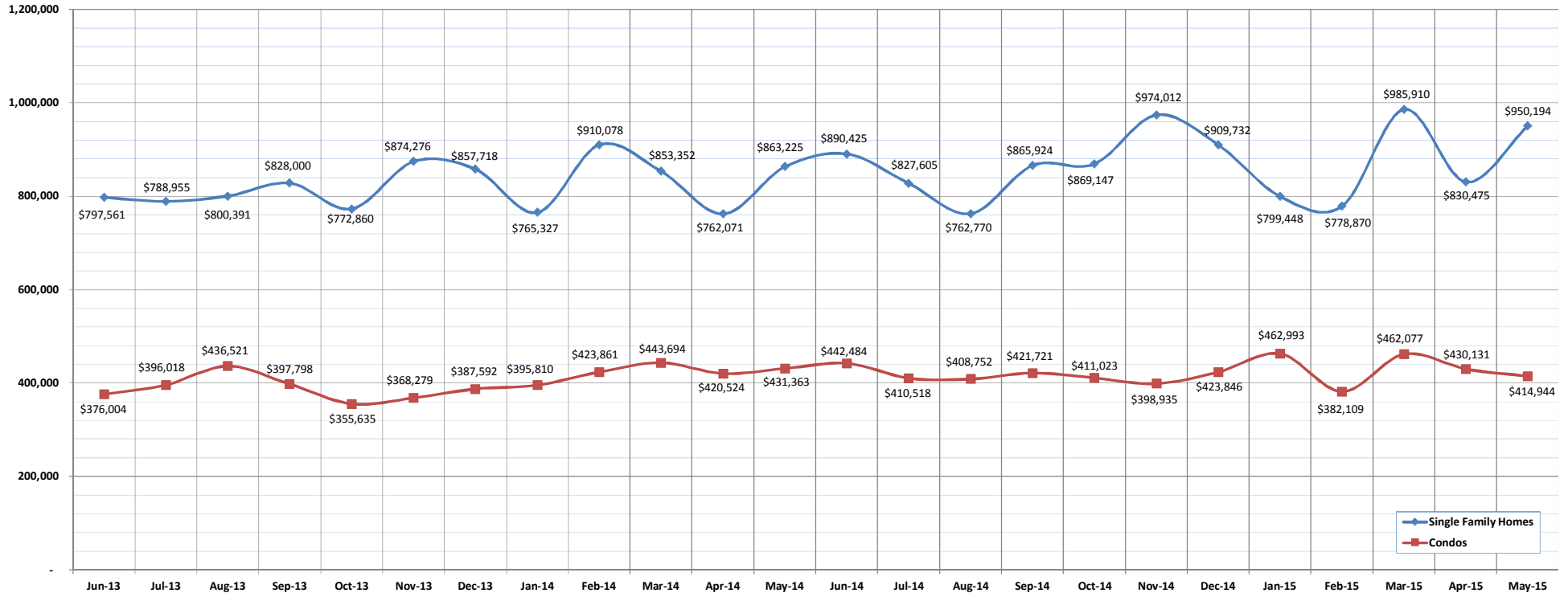


Average Sales Price

May-15

OAHU, HAWAII

(The average sales price for all closed sales in a given month.)



	Jun-13	Jul-13	Aug-13	Sep-13	Oct-13	Nov-13	Dec-13	Jan-14	Feb-14	Mar-14	Apr-14	May-14	Jun-14	Jul-14	Aug-14	Sep-14	Oct-14	Nov-14	Dec-14	Jan-15	Feb-15	Mar-15	Apr-15	May-15
Average Sales Price: SFH	797,561	788,955	800,391	828,000	772,860	874,276	857,718	765,327	910,078	853,352	762,071	863,225	890,425	827,605	762,770	865,924	869,147	974,012	909,732	799,448	778,870	985,910	830,475	950,194
Average Sales Price: Condos	376,004	396,018	436,521	397,798	355,635	368,279	387,592	395,810	423,861	443,694	420,524	431,363	442,484	410,518	408,752	421,721	411,023	398,935	423,846	462,993	382,109	462,077	430,131	414,944

SOURCE: Honolulu Board of REALTORS®, compiled from MLS data.

